

# 2019 Student Attitudes to School Survey

## Preliminary Summary School Report for: Lalor North Secondary College

Total number of student responses: 352  
Overall response rate: 82%  
Please note: Overall response rate is based on headcount information provided by schools on the portal (n=429)





### Secondary School Report

#### Guide to reading results

##### DATA TABLES:

- Results relating to members of small cohorts (5 students or less in a cohort answering the question) have been suppressed (\*) to prevent the possible identification of individuals.
- A dash (-) indicates that the framework factor or question (item) was not applicable to that particular year level.
- Gender is based on DET records, and was also asked in the survey for spare accounts, however, this was not a compulsory question. Therefore, results for students who used a 'spare account' to complete the survey may not be captured in the gender breakdowns where gender was not provided.
- The n= numbers at the top of the columns represent the total number of students for that cohort who participated in the survey.

##### COLOUR CODING IN DATA TABLES:

-  Total cohort result is more favourable than overall School result by more than 5 percentage points (pp) / Gender result (within year level) is more favourable than total result (within year level) by more than 5pp
-  Total cohort result is more favourable than overall School result by more than 10pp / Gender result (within year level) is more favourable than total result (within year level) by more than 10pp
-  Total cohort result is less favourable than overall School result by more than 5pp / Gender result (within year level) is less favourable than total result (within year level) by more than 5pp
-  Total cohort result is less favourable than overall School result by more than 10pp / Gender result (within year level) is less favourable than total result (within year level) by more than 10pp

Colour coding in the **total year level** columns and the **total gender** columns occurs where the results for these cohorts are more or less favourable compared to the Overall School Results.

Colour coding in the **gender columns (within year level)** occurs where the results for these cohorts are more or less favourable compared to the total results for that particular year level.

# Summary Measures, FISO: Excellence in teaching and learning

## DOMAIN: EFFECTIVE TEACHING PRACTICE FOR COGNITIVE ENGAGEMENT

Survey Factor	Lalor North Secondary College Results																				
	Overall Secondary	Year 7 - % Positive			Year 8 - % Positive			Year 9 - % Positive			Year 10 - % Positive			Year 11 - % Positive			Year 12 - % Positive			Female	Male
	% Positive (n=352)	Total (n=73)	Female (n=37)	Male (n=36)	Total (n=64)	Female (n=23)	Male (n=41)	Total (n=42)	Female (n=22)	Male (n=20)	Total (n=49)	Female (n=23)	Male (n=26)	Total (n=57)	Female (n=33)	Male (n=24)	Total (n=67)	Female (n=43)	Male (n=24)	% Positive (n=181)	% Positive (n=171)
<b>Effective teaching time</b>	<b>58%</b>	<b>69%</b>	<b>65%</b>	<b>73%</b>	<b>65%</b>	<b>55%</b>	<b>71%</b>	<b>57%</b>	<b>58%</b>	<b>56%</b>	<b>48%</b>	<b>42%</b>	<b>54%</b>	<b>51%</b>	<b>58%</b>	<b>42%</b>	<b>53%</b>	<b>47%</b>	<b>62%</b>	<b>54%</b>	<b>61%</b>
My teachers provide learning outcomes for lessons	54%	60%	59%	61%	50%	43%	54%	52%	50%	55%	51%	48%	54%	53%	67%	33%	57%	53%	63%	55%	54%
My teachers give me feedback about my work	69%	71%	73%	69%	78%	70%	83%	69%	73%	65%	59%	61%	58%	67%	76%	54%	69%	67%	71%	70%	68%
The feedback that my teachers give helps me understand how to improve	62%	67%	70%	64%	64%	52%	71%	62%	64%	60%	49%	35%	62%	61%	67%	54%	66%	60%	75%	60%	65%
My teachers are well prepared	63%	78%	70%	86%	78%	74%	80%	50%	50%	50%	51%	35%	65%	61%	73%	46%	48%	40%	63%	57%	68%
My teachers ask me to explain my answers	61%	75%	68%	83%	64%	52%	71%	60%	55%	65%	55%	52%	58%	53%	48%	58%	55%	51%	63%	55%	68%
My teachers use more than one way to check that we understand	54%	67%	59%	75%	66%	52%	73%	50%	55%	45%	49%	39%	58%	47%	61%	29%	42%	35%	54%	50%	59%
My teacher asks me questions that challenge my thinking	58%	60%	51%	69%	67%	65%	68%	64%	68%	60%	55%	61%	50%	42%	52%	29%	58%	53%	67%	57%	59%
My teachers explain things clearly	52%	68%	65%	72%	61%	43%	71%	52%	55%	50%	35%	22%	46%	49%	55%	42%	42%	28%	67%	45%	60%
My teachers know when we understand the lesson and when we do not	40%	-	-	-	-	-	-	-	-	-	39%	39%	38%	39%	45%	29%	42%	37%	50%	40%	39%
My teachers take the time to summarise what we learn in class	53%	73%	65%	81%	56%	39%	66%	55%	55%	55%	41%	30%	50%	42%	39%	46%	48%	47%	50%	47%	60%
<b>Differentiated learning challenge</b>	<b>52%</b>	<b>67%</b>	<b>64%</b>	<b>69%</b>	<b>57%</b>	<b>47%</b>	<b>62%</b>	<b>54%</b>	<b>58%</b>	<b>49%</b>	<b>49%</b>	<b>42%</b>	<b>55%</b>	<b>44%</b>	<b>50%</b>	<b>37%</b>	<b>46%</b>	<b>42%</b>	<b>52%</b>	<b>50%</b>	<b>55%</b>
My teacher understands how I learn	48%	63%	68%	58%	53%	39%	61%	50%	59%	40%	37%	26%	46%	40%	48%	29%	42%	35%	54%	46%	50%
My teachers explain things in different ways to students who need it	59%	71%	68%	75%	70%	61%	76%	57%	68%	45%	55%	52%	58%	49%	58%	38%	49%	49%	50%	59%	60%
If I don't understand something, my teachers explain it another way	57%	-	-	-	-	-	-	-	-	-	61%	52%	69%	58%	67%	46%	54%	47%	67%	55%	61%
My teacher gives extra help when students need it	66%	77%	76%	78%	70%	61%	76%	69%	77%	60%	61%	48%	73%	54%	58%	50%	61%	58%	67%	63%	69%
My teachers give different work to students depending on their ability	34%	56%	46%	67%	33%	26%	37%	38%	27%	50%	31%	30%	31%	19%	18%	21%	22%	23%	21%	29%	39%
<b>Stimulated learning</b>	<b>50%</b>	<b>68%</b>	<b>67%</b>	<b>69%</b>	<b>56%</b>	<b>46%</b>	<b>61%</b>	<b>51%</b>	<b>52%</b>	<b>50%</b>	<b>33%</b>	<b>17%</b>	<b>47%</b>	<b>47%</b>	<b>55%</b>	<b>38%</b>	<b>37%</b>	<b>33%</b>	<b>46%</b>	<b>46%</b>	<b>54%</b>
My teacher makes the work we do in class interesting	41%	62%	59%	64%	45%	26%	56%	38%	41%	35%	24%	9%	38%	42%	52%	29%	25%	23%	29%	36%	45%
My teachers motivate us to think in our learning	59%	75%	76%	75%	64%	52%	71%	64%	64%	65%	45%	30%	58%	54%	61%	46%	49%	44%	58%	55%	64%
My teachers are inspiring	49%	67%	65%	69%	58%	61%	56%	50%	50%	50%	31%	13%	46%	46%	52%	38%	37%	30%	50%	45%	53%

## Lalor North Secondary College Results

Survey Factor	Overall Secondary	Year 7 - % Positive			Year 8 - % Positive			Year 9 - % Positive			Year 10 - % Positive			Year 11 - % Positive			Year 12 - % Positive			Female	Male
	% Positive	Total	Female	Male	Total	Female	Male	Total	Female	Male	Total	Female	Male	Total	Female	Male	Total	Female	Male	% Positive	% Positive
	(n=352)	(n=73)	(n=37)	(n=36)	(n=64)	(n=23)	(n=41)	(n=42)	(n=22)	(n=20)	(n=49)	(n=23)	(n=26)	(n=57)	(n=33)	(n=24)	(n=67)	(n=43)	(n=24)	(n=181)	(n=171)
<b>Classroom behaviour</b>	<b>52%</b>	<b>62%</b>	<b>57%</b>	<b>67%</b>	<b>57%</b>	<b>51%</b>	<b>60%</b>	<b>48%</b>	<b>47%</b>	<b>48%</b>	<b>41%</b>	<b>38%</b>	<b>44%</b>	<b>47%</b>	<b>54%</b>	<b>38%</b>	<b>51%</b>	<b>52%</b>	<b>50%</b>	<b>51%</b>	<b>53%</b>
Students at this school treat teachers with respect	29%	38%	35%	42%	19%	9%	24%	17%	14%	20%	24%	9%	38%	37%	39%	33%	34%	33%	38%	26%	33%
My teacher expects students to pay attention	84%	92%	89%	94%	92%	91%	93%	90%	91%	90%	73%	83%	65%	79%	91%	63%	76%	77%	75%	86%	82%
My teacher sets clear rules for classroom behaviour	73%	88%	84%	92%	84%	83%	85%	79%	86%	70%	57%	61%	54%	58%	64%	50%	69%	70%	67%	74%	73%
If students misbehave in class, my teachers manage it effectively	53%	70%	65%	75%	70%	61%	76%	38%	41%	35%	35%	26%	42%	47%	55%	38%	46%	49%	42%	51%	56%
Students at this school treat each other with respect	29%	34%	27%	42%	23%	13%	29%	19%	9%	30%	22%	17%	27%	30%	36%	21%	37%	35%	42%	25%	32%
Students are rewarded or acknowledged for appropriate behaviour	43%	51%	43%	58%	50%	48%	51%	43%	41%	45%	35%	30%	38%	32%	39%	21%	45%	49%	38%	43%	44%

DOMAIN: TEACHER-STUDENT RELATIONS

Survey Factor	Lalor North Secondary College Results																				
	Overall Secondary	Year 7 - % Positive			Year 8 - % Positive			Year 9 - % Positive			Year 10 - % Positive			Year 11 - % Positive			Year 12 - % Positive			Female	Male
	% Positive (n=352)	Total (n=73)	Female (n=37)	Male (n=36)	Total (n=64)	Female (n=23)	Male (n=41)	Total (n=42)	Female (n=22)	Male (n=20)	Total (n=49)	Female (n=23)	Male (n=26)	Total (n=57)	Female (n=33)	Male (n=24)	Total (n=67)	Female (n=43)	Male (n=24)	% Positive (n=181)	% Positive (n=171)
<b>High expectations for success</b>	<b>64%</b>	<b>77%</b>	<b>77%</b>	<b>77%</b>	<b>73%</b>	<b>70%</b>	<b>74%</b>	<b>63%</b>	<b>70%</b>	<b>55%</b>	<b>55%</b>	<b>47%</b>	<b>62%</b>	<b>54%</b>	<b>62%</b>	<b>43%</b>	<b>57%</b>	<b>55%</b>	<b>62%</b>	<b>63%</b>	<b>65%</b>
My teacher expects me to do my best	78%	85%	84%	86%	86%	83%	88%	74%	86%	60%	73%	70%	77%	75%	82%	67%	69%	67%	71%	78%	77%
My teacher believes that I can do well at school	66%	71%	73%	69%	80%	87%	76%	64%	68%	60%	63%	61%	65%	56%	73%	33%	57%	56%	58%	69%	63%
My teachers encourage all students to do their best	68%	82%	76%	89%	72%	65%	76%	71%	73%	70%	55%	39%	69%	58%	64%	50%	66%	60%	75%	64%	73%
My teachers show an interest in every student's learning	50%	64%	68%	61%	55%	48%	59%	50%	59%	40%	39%	30%	46%	39%	42%	33%	48%	44%	54%	49%	51%
My teachers believe that all students can be high achievers	59%	82%	84%	81%	70%	65%	73%	55%	64%	45%	45%	35%	54%	42%	52%	29%	48%	47%	50%	58%	59%
<b>Effort</b>	<b>63%</b>	<b>74%</b>	<b>76%</b>	<b>73%</b>	<b>60%</b>	<b>48%</b>	<b>67%</b>	<b>59%</b>	<b>55%</b>	<b>63%</b>	<b>61%</b>	<b>61%</b>	<b>62%</b>	<b>60%</b>	<b>65%</b>	<b>53%</b>	<b>63%</b>	<b>59%</b>	<b>69%</b>	<b>62%</b>	<b>65%</b>
I usually pay attention in class	70%	77%	76%	78%	61%	48%	68%	67%	68%	65%	71%	78%	65%	74%	85%	58%	70%	67%	75%	71%	69%
My teacher expects nothing less than our full effort	67%	79%	84%	75%	72%	74%	71%	67%	64%	70%	67%	65%	69%	60%	58%	63%	57%	56%	58%	66%	68%
I enjoy participating in class	53%	67%	68%	67%	47%	22%	61%	43%	32%	55%	45%	39%	50%	46%	52%	38%	61%	53%	75%	48%	58%
<b>Teacher concern</b>	<b>40%</b>	<b>54%</b>	<b>50%</b>	<b>59%</b>	<b>44%</b>	<b>35%</b>	<b>49%</b>	<b>40%</b>	<b>30%</b>	<b>50%</b>	<b>33%</b>	<b>16%</b>	<b>49%</b>	<b>32%</b>	<b>38%</b>	<b>22%</b>	<b>35%</b>	<b>31%</b>	<b>42%</b>	<b>35%</b>	<b>46%</b>
My teachers are interested in my wellbeing	46%	62%	59%	64%	47%	39%	51%	48%	45%	50%	37%	22%	50%	37%	48%	21%	40%	40%	42%	44%	48%
I can talk to my teachers about any of my concerns	38%	52%	46%	58%	41%	26%	49%	33%	18%	50%	35%	13%	54%	30%	36%	21%	34%	28%	46%	30%	47%
My teacher seems to know if something is bothering me	37%	49%	43%	56%	44%	39%	46%	38%	27%	50%	29%	13%	42%	28%	30%	25%	30%	26%	38%	30%	44%

DOMAIN: LEARNER CHARACTERISTICS AND DISPOSITION

Lalor North Secondary College Results																					
Survey Factor	Overall Secondary	Year 7 - % Positive			Year 8 - % Positive			Year 9 - % Positive			Year 10 - % Positive			Year 11 - % Positive			Year 12 - % Positive			Female	Male
	% Positive (n=352)	Total (n=73)	Female (n=37)	Male (n=36)	Total (n=64)	Female (n=23)	Male (n=41)	Total (n=42)	Female (n=22)	Male (n=20)	Total (n=49)	Female (n=23)	Male (n=26)	Total (n=57)	Female (n=33)	Male (n=24)	Total (n=67)	Female (n=43)	Male (n=24)	% Positive (n=181)	% Positive (n=171)
<b>Learning confidence</b>	<b>61%</b>	<b>68%</b>	<b>68%</b>	<b>68%</b>	<b>59%</b>	<b>46%</b>	<b>66%</b>	<b>58%</b>	<b>55%</b>	<b>62%</b>	<b>62%</b>	<b>57%</b>	<b>67%</b>	<b>57%</b>	<b>64%</b>	<b>48%</b>	<b>60%</b>	<b>52%</b>	<b>73%</b>	<b>58%</b>	<b>65%</b>
I am confident in my learning	59%	66%	62%	69%	59%	48%	66%	52%	50%	55%	59%	48%	69%	58%	67%	46%	55%	47%	71%	54%	64%
I know I can keep up with my learning	66%	75%	81%	69%	67%	52%	76%	64%	59%	70%	65%	65%	65%	56%	61%	50%	64%	58%	75%	64%	68%
I enjoy tasks that challenge me	57%	63%	62%	64%	50%	39%	56%	57%	55%	60%	-	-	-	-	-	-	-	-	-	54%	60%
<b>Resilience</b>	<b>58%</b>	<b>67%</b>	<b>66%</b>	<b>67%</b>	<b>57%</b>	<b>41%</b>	<b>66%</b>	<b>55%</b>	<b>58%</b>	<b>53%</b>	<b>55%</b>	<b>49%</b>	<b>61%</b>	<b>51%</b>	<b>61%</b>	<b>38%</b>	<b>62%</b>	<b>60%</b>	<b>67%</b>	<b>57%</b>	<b>60%</b>
I can recover in a short time when something bad happens to me	55%	70%	70%	69%	52%	35%	61%	48%	50%	45%	55%	43%	65%	46%	52%	38%	55%	56%	54%	53%	57%
I try again when I don't succeed	69%	73%	76%	69%	67%	48%	78%	76%	82%	70%	67%	65%	69%	61%	70%	50%	69%	65%	75%	68%	70%
I believe I am mentally tough when it comes to managing challenges	56%	-	-	-	-	-	-	-	-	-	59%	52%	65%	47%	61%	29%	61%	53%	75%	56%	57%
I stand up for myself without putting others down	61%	70%	70%	69%	61%	43%	71%	52%	59%	45%	49%	39%	58%	56%	70%	38%	70%	70%	71%	61%	61%
I try to work out my problems by talking about them	50%	55%	49%	61%	48%	39%	54%	45%	41%	50%	45%	43%	46%	46%	52%	38%	57%	56%	58%	48%	52%
<b>Motivation and interest</b>	<b>57%</b>	<b>69%</b>	<b>71%</b>	<b>67%</b>	<b>51%</b>	<b>39%</b>	<b>58%</b>	<b>52%</b>	<b>52%</b>	<b>53%</b>	<b>49%</b>	<b>36%</b>	<b>60%</b>	<b>60%</b>	<b>69%</b>	<b>49%</b>	<b>57%</b>	<b>51%</b>	<b>67%</b>	<b>55%</b>	<b>59%</b>
Things I am taught are worthwhile learning	49%	64%	65%	64%	41%	39%	41%	43%	41%	45%	41%	22%	58%	51%	61%	38%	48%	40%	63%	46%	51%
I want to learn new things	74%	79%	84%	75%	66%	52%	73%	76%	82%	70%	71%	70%	73%	74%	88%	54%	76%	72%	83%	76%	72%
I am learning things that really interest me	49%	63%	65%	61%	47%	26%	59%	38%	32%	45%	35%	17%	50%	56%	58%	54%	46%	42%	54%	43%	55%
<b>Self-regulation and goal setting</b>	<b>62%</b>	<b>68%</b>	<b>70%</b>	<b>65%</b>	<b>60%</b>	<b>45%</b>	<b>68%</b>	<b>56%</b>	<b>64%</b>	<b>47%</b>	<b>59%</b>	<b>54%</b>	<b>63%</b>	<b>63%</b>	<b>71%</b>	<b>51%</b>	<b>65%</b>	<b>61%</b>	<b>72%</b>	<b>62%</b>	<b>62%</b>
I come to class willing to learn	63%	68%	70%	67%	56%	48%	61%	60%	64%	55%	61%	52%	69%	67%	76%	54%	63%	53%	79%	61%	64%
I set learning goals for myself	54%	52%	57%	47%	50%	30%	61%	45%	55%	35%	51%	43%	58%	60%	67%	50%	63%	63%	63%	55%	53%
When I don't get good results, I study or work harder the next time	65%	-	-	-	-	-	-	-	-	-	63%	65%	62%	61%	70%	50%	70%	67%	75%	68%	62%
I ask my teacher for help when I find my work difficult	74%	82%	84%	81%	73%	57%	83%	62%	73%	50%	-	-	-	-	-	-	-	-	-	73%	75%
<b>Attitudes to attendance</b>	<b>76%</b>	<b>79%</b>	<b>82%</b>	<b>77%</b>	<b>69%</b>	<b>64%</b>	<b>72%</b>	<b>81%</b>	<b>85%</b>	<b>77%</b>	<b>76%</b>	<b>81%</b>	<b>71%</b>	<b>75%</b>	<b>83%</b>	<b>64%</b>	<b>78%</b>	<b>78%</b>	<b>78%</b>	<b>79%</b>	<b>73%</b>
I always try to attend school	78%	78%	76%	81%	67%	61%	71%	86%	91%	80%	82%	83%	81%	79%	88%	67%	79%	79%	79%	80%	76%
My parents expect me to complete Year 12	79%	90%	92%	89%	77%	74%	78%	76%	82%	70%	76%	83%	69%	74%	79%	67%	79%	79%	79%	82%	77%
I try to catch up on my work if I am absent from school	71%	70%	78%	61%	64%	57%	68%	81%	82%	80%	69%	78%	62%	72%	82%	58%	75%	74%	75%	76%	67%

# Summary Measures, FISO: Positive Climate for Learning

## DOMAIN: SOCIAL ENGAGEMENT

Survey Factor	Lalor North Secondary College Results																					
	Overall Secondary	Year 7 - % Positive			Year 8 - % Positive			Year 9 - % Positive			Year 10 - % Positive			Year 11 - % Positive			Year 12 - % Positive			Female	Male	
	% Positive (n=352)	Total (n=73)	Female (n=37)	Male (n=36)	Total (n=64)	Female (n=23)	Male (n=41)	Total (n=42)	Female (n=22)	Male (n=20)	Total (n=49)	Female (n=23)	Male (n=26)	Total (n=57)	Female (n=33)	Male (n=24)	Total (n=67)	Female (n=43)	Male (n=24)	% Positive (n=181)	% Positive (n=171)	
<b>School Connectedness (Sense of belonging)</b>	<b>39%</b>	<b>64%</b>	<b>66%</b>	<b>63%</b>	<b>36%</b>	<b>21%</b>	<b>45%</b>	<b>33%</b>	<b>30%</b>	<b>37%</b>	<b>29%</b>	<b>10%</b>	<b>46%</b>	<b>38%</b>	<b>43%</b>	<b>31%</b>	<b>24%</b>	<b>20%</b>	<b>33%</b>	<b>34%</b>	<b>44%</b>	
I feel proud about being a student at this school	36%	67%	70%	64%	27%	22%	29%	31%	18%	45%	24%	9%	38%	33%	36%	29%	22%	16%	33%	31%	40%	
I like this school	40%	66%	68%	64%	41%	26%	49%	33%	45%	20%	31%	9%	50%	35%	42%	25%	25%	21%	33%	36%	43%	
I am happy to be at this school	42%	68%	70%	67%	41%	22%	51%	36%	36%	35%	33%	9%	54%	46%	55%	33%	24%	19%	33%	37%	48%	
I feel like I belong at this school	37%	58%	57%	58%	41%	26%	49%	33%	32%	35%	27%	13%	38%	37%	39%	33%	22%	21%	25%	33%	42%	
I look forward to going to school	39%	63%	65%	61%	33%	9%	46%	33%	18%	50%	33%	13%	50%	39%	42%	33%	27%	21%	38%	31%	47%	
<b>Student voice and agency</b>	<b>45%</b>	<b>59%</b>	<b>64%</b>	<b>53%</b>	<b>44%</b>	<b>28%</b>	<b>52%</b>	<b>40%</b>	<b>38%</b>	<b>43%</b>	<b>39%</b>	<b>30%</b>	<b>47%</b>	<b>41%</b>	<b>48%</b>	<b>31%</b>	<b>46%</b>	<b>45%</b>	<b>48%</b>	<b>44%</b>	<b>46%</b>	
At this school, I help decide things like class activities or rules	39%	52%	65%	39%	33%	22%	39%	24%	18%	30%	-	-	-	-	-	-	-	-	-	40%	37%	
I have the opportunity to participate in decision-making at this school	49%	66%	65%	67%	47%	35%	54%	40%	45%	35%	45%	26%	62%	39%	45%	29%	49%	47%	54%	46%	52%	
I have a say in the things I learn	43%	55%	62%	47%	36%	13%	49%	45%	45%	45%	39%	30%	46%	42%	55%	25%	42%	42%	42%	44%	43%	
I have the opportunity to influence class discussions by presenting my ideas or opinions	49%	-	-	-	-	-	-	-	-	-	45%	39%	50%	46%	55%	33%	54%	47%	67%	47%	50%	
I feel that I have a voice at this school	32%	-	-	-	-	-	-	-	-	-	29%	26%	31%	33%	33%	33%	33%	35%	29%	32%	31%	
My teachers incorporate student ideas in class activities	52%	63%	65%	61%	59%	43%	68%	50%	41%	60%	37%	26%	46%	44%	52%	33%	51%	53%	46%	49%	54%	
<b>School stage transitions (Year 10 to 12 only)</b>	<b>54%</b>	-	-	-	-	-	-	-	-	-	<b>50%</b>	<b>36%</b>	<b>63%</b>	<b>55%</b>	<b>63%</b>	<b>44%</b>	<b>56%</b>	<b>51%</b>	<b>67%</b>	<b>51%</b>	<b>58%</b>	
The work I do is preparing me for the future	58%	-	-	-	-	-	-	-	-	-	53%	35%	69%	56%	64%	46%	63%	58%	71%	55%	62%	
The things I am learning will help me in my adult life	45%	-	-	-	-	-	-	-	-	-	37%	22%	50%	49%	61%	33%	46%	37%	63%	41%	49%	
I feel confident that I will be able to achieve my goals after finishing school	64%	-	-	-	-	-	-	-	-	-	67%	61%	73%	63%	67%	58%	61%	53%	75%	60%	69%	
This school is preparing me to make decisions about my future	50%	-	-	-	-	-	-	-	-	-	43%	26%	58%	51%	61%	38%	55%	53%	58%	49%	51%	
<b>School stage transitions (Year 7 and new students only)</b>	<b>66%</b>	<b>75%</b>	<b>75%</b>	<b>75%</b>	<b>57%</b>	*	*	*	*	*	*	*	*	<b>39%</b>	*	*	<b>38%</b>	*	*	<b>63%</b>	<b>69%</b>	
The orientation program helped me settle in at this school	59%	70%	76%	64%	29%	*	*	*	*	*	*	*	*	44%	*	*	25%	*	*	61%	58%	
I have found it easy to make friends at this school	66%	75%	70%	81%	57%	*	*	*	*	*	*	*	*	33%	*	*	50%	*	*	59%	73%	
My teachers gave me enough help to settle in at this school	65%	71%	73%	69%	71%	*	*	*	*	*	*	*	*	44%	*	*	38%	*	*	65%	65%	
I know who to ask for help at this school	74%	84%	81%	86%	71%	*	*	*	*	*	*	*	*	33%	*	*	38%	*	*	67%	81%	

DOMAIN: STUDENT SAFETY

Survey Factor	Lalor North Secondary College Results																				
	Overall Secondary	Year 7 - % Positive			Year 8 - % Positive			Year 9 - % Positive			Year 10 - % Positive			Year 11 - % Positive			Year 12 - % Positive			Female	Male
	% Positive (n=352)	Total (n=73)	Female (n=37)	Male (n=36)	Total (n=64)	Female (n=23)	Male (n=41)	Total (n=42)	Female (n=22)	Male (n=20)	Total (n=49)	Female (n=23)	Male (n=26)	Total (n=57)	Female (n=33)	Male (n=24)	Total (n=67)	Female (n=43)	Male (n=24)	% Positive (n=181)	% Positive (n=171)
<b>Advocate at school</b>	<b>60%</b>	<b>76%</b>	<b>77%</b>	<b>75%</b>	<b>69%</b>	<b>62%</b>	<b>73%</b>	<b>60%</b>	<b>66%</b>	<b>53%</b>	<b>52%</b>	<b>49%</b>	<b>54%</b>	<b>50%</b>	<b>63%</b>	<b>33%</b>	<b>51%</b>	<b>49%</b>	<b>56%</b>	<b>60%</b>	<b>59%</b>
At this school, there is a teacher or another adult who cares about me	61%	74%	76%	72%	66%	57%	71%	57%	59%	55%	59%	52%	65%	51%	70%	25%	52%	49%	58%	61%	60%
There is a teacher or another adult at this school who believes that I can be successful	65%	77%	76%	78%	72%	65%	76%	69%	73%	65%	55%	43%	65%	58%	76%	33%	58%	58%	58%	66%	65%
At this school, there is a teacher or another adult who listens to me when I have something to say	60%	73%	76%	69%	66%	57%	71%	50%	59%	40%	57%	52%	62%	56%	67%	42%	51%	44%	63%	59%	60%
I have someone at school who I can share any problems with	65%	77%	78%	75%	67%	70%	66%	69%	77%	60%	67%	74%	62%	53%	70%	29%	55%	53%	58%	69%	60%
There is a teacher or another adult at this school who tells me when I do a good job	65%	79%	78%	81%	73%	61%	80%	55%	64%	45%	57%	65%	50%	56%	64%	46%	60%	56%	67%	65%	65%
I can trust my teachers with private or confidential information about me	27%	-	-	-	-	-	-	-	-	-	16%	9%	23%	28%	33%	21%	33%	35%	29%	28%	24%
<b>Managing bullying</b>	<b>45%</b>	<b>66%</b>	<b>67%</b>	<b>66%</b>	<b>32%</b>	<b>25%</b>	<b>36%</b>	<b>45%</b>	<b>41%</b>	<b>50%</b>	<b>31%</b>	<b>22%</b>	<b>40%</b>	<b>44%</b>	<b>47%</b>	<b>40%</b>	<b>44%</b>	<b>43%</b>	<b>47%</b>	<b>43%</b>	<b>47%</b>
I feel safe at this school	49%	64%	68%	61%	39%	30%	44%	52%	45%	60%	37%	26%	46%	46%	52%	38%	52%	53%	50%	49%	50%
This school deals fairly with bullying problems	39%	60%	62%	58%	19%	9%	24%	45%	41%	50%	22%	17%	27%	42%	42%	42%	39%	37%	42%	38%	40%
At this school there is support for students who are bullied	47%	74%	70%	78%	38%	35%	39%	38%	36%	40%	35%	22%	46%	46%	48%	42%	42%	37%	50%	44%	50%
<b>Respect for diversity</b>	<b>40%</b>	<b>57%</b>	<b>53%</b>	<b>60%</b>	<b>33%</b>	<b>23%</b>	<b>39%</b>	<b>35%</b>	<b>33%</b>	<b>38%</b>	<b>31%</b>	<b>15%</b>	<b>45%</b>	<b>38%</b>	<b>42%</b>	<b>31%</b>	<b>40%</b>	<b>37%</b>	<b>45%</b>	<b>36%</b>	<b>44%</b>
All students are treated fairly at this school	33%	49%	43%	56%	30%	22%	34%	21%	18%	25%	24%	9%	38%	30%	33%	25%	33%	28%	42%	28%	38%
Students in this school respect each other's differences	36%	45%	43%	47%	27%	17%	32%	31%	27%	35%	31%	17%	42%	42%	45%	38%	36%	35%	38%	33%	39%
At this school, we learn ways to resolve disagreements so that the outcome is satisfactory	36%	59%	54%	64%	28%	13%	37%	38%	36%	40%	24%	4%	42%	32%	39%	21%	27%	23%	33%	30%	41%
Teachers at this school treat students with respect	56%	74%	73%	75%	48%	39%	54%	50%	50%	50%	45%	30%	58%	47%	52%	42%	63%	60%	67%	54%	58%

DOMAIN: SENIOR SECONDARY ASPIRATIONS

Additional Questions	Lalor North Secondary College Results																				
	Overall Secondary	Year 7 - %			Year 8 - %			Year 9 - %			Year 10 - %			Year 11 - %			Year 12 - %			Female	Male
	% Positive	Total	Female	Male	Total	Female	Male	Total	Female	Male	Total	Female	Male	Total	Female	Male	Total	Female	Male	% Positive	% Positive
	(n=352)	(n=73)	(n=37)	(n=36)	(n=64)	(n=23)	(n=41)	(n=42)	(n=22)	(n=20)	(n=49)	(n=23)	(n=26)	(n=57)	(n=33)	(n=24)	(n=67)	(n=43)	(n=24)	(n=181)	(n=171)
<b>Do you plan to complete a Year 12 certificate?</b>																					
Yes	91%	-	-	-	-	-	-	-	-	-	86%	96%	77%	89%	100%	75%	97%	98%	96%	98%	82%
No	2%	-	-	-	-	-	-	-	-	-	4%	0%	8%	4%	0%	8%	0%	0%	0%	0%	5%
Unsure	6%	-	-	-	-	-	-	-	-	-	10%	4%	15%	7%	0%	17%	1%	2%	0%	2%	11%
<b>In the year after leaving school, what do you plan to do?</b>																					
Go to university	58%	-	-	-	-	-	-	-	-	-	57%	65%	50%	56%	67%	42%	60%	60%	58%	64%	50%
Do an apprenticeship or traineeship	5%	-	-	-	-	-	-	-	-	-	4%	0%	8%	7%	0%	17%	3%	5%	0%	2%	8%
Go to TAFE / study a VET qualification	15%	-	-	-	-	-	-	-	-	-	14%	0%	27%	19%	24%	13%	12%	19%	0%	16%	14%
Do paid work / look for a job	5%	-	-	-	-	-	-	-	-	-	2%	0%	4%	5%	0%	13%	6%	5%	8%	2%	8%
Care for your child, other relative, or similar person	0%	-	-	-	-	-	-	-	-	-	0%	0%	0%	0%	0%	0%	0%	0%	0%	0%	0%
Take a break before studying (e.g. gap year)	3%	-	-	-	-	-	-	-	-	-	2%	4%	0%	4%	6%	0%	3%	0%	8%	3%	3%
Other	5%	-	-	-	-	-	-	-	-	-	8%	9%	8%	2%	0%	4%	4%	2%	8%	3%	7%
Unsure	10%	-	-	-	-	-	-	-	-	-	12%	22%	4%	7%	3%	13%	10%	9%	13%	10%	9%



DOMAIN: EXPERIENCE OF BULLYING

Survey Factor	Lalor North Secondary College Results																				
	Overall Secondary	Year 7 - % Yes			Year 8 - % Yes			Year 9 - % Yes			Year 10 - % Yes			Year 11 - % Yes			Year 12 - % Yes			Female	Male
	% Yes (n=352)	Total (n=73)	Female (n=37)	Male (n=36)	Total (n=64)	Female (n=23)	Male (n=41)	Total (n=42)	Female (n=22)	Male (n=20)	Total (n=49)	Female (n=23)	Male (n=26)	Total (n=57)	Female (n=33)	Male (n=24)	Total (n=67)	Female (n=43)	Male (n=24)	% Yes (n=181)	% Yes (n=171)
I have been bullied at my school this term	23%	26%	24%	28%	30%	39%	24%	19%	18%	20%	29%	26%	31%	21%	18%	25%	15%	12%	21%	22%	25%
I have often been teased in an unpleasant way or called names at my school (verbal)	31%	33%	24%	42%	41%	43%	39%	36%	36%	35%	31%	35%	27%	30%	27%	33%	20%	17%	25%	28%	35%
Other students often leave me out of things on purpose or spread rumours about me (social)	24%	23%	27%	19%	31%	30%	32%	29%	36%	20%	16%	17%	15%	25%	18%	33%	20%	14%	29%	23%	25%
I have been hit, kicked, hurt or threatened on purpose by another student (physical)	23%	33%	19%	47%	34%	35%	34%	21%	18%	25%	12%	9%	15%	25%	18%	33%	9%	7%	13%	17%	30%
I have often been picked on by another student from my school while online or on social media (cyber)	16%	14%	19%	8%	22%	30%	17%	17%	9%	25%	14%	17%	12%	19%	12%	29%	12%	10%	17%	16%	17%